




Creating a Parent Account for Canvas

Canvas is the district adopted learning management system and parent accounts for Canvas enhance the potential for any parent to quickly engage in their child's education. Parents can review upcoming or past assignments, check on grades, and receive course announcements.


Web Browser

1. Go to citrus.instructure.com.
(Do not just type Canvas.com in Google)
2. Go to **"Parent of a Canvas User?..."** on the login page.
(top right corner)
3. Complete the fields with your name and email and include the student pairing code.



Your student will need to generate a pairing code by:


- Logging into **their** Canvas account
- Click their profile icon and then Settings
- Click Pair with Observer on the right side



Mobile Device

(Android & iOS)

- Install the **Canvas Parent** app
- Click 'Find my school'



- Type **Citrus**
 - a. Select the "**Citrus County Schools – Parents**'





- Login with the account you created or select 'Create an Account'.

**If you create an account, follow these steps when generating student code:


Your student will need to generate a pairing code by:

- Logging into **their** Canvas account,
- Click their profile icon and then Settings
- Click Pair with Observer on the right side

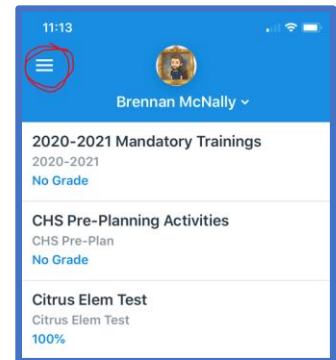


If you would like to observe more than one student, follow these directions:

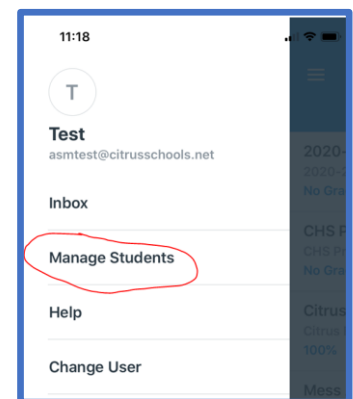
1. Login to Canvas.



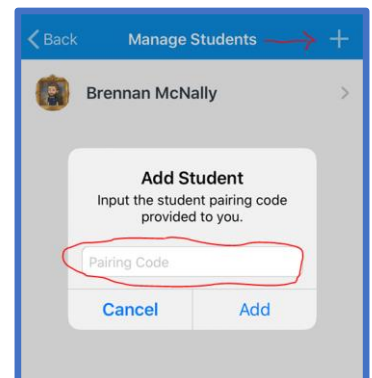
2. Select the three lines in the top left corner.



3. Select 'manage students'.



4. This shows you the students you are observing. Select the '+' button in the top right corner.



5. Input the pairing code for your next student.